

Always use correct Personal Protective Equipment


SATIN ETCH PRIMER

Description



Satin Etch Primer is a one pack Phenolic Vinyl-Butyral self-etching primer, fast drying and anti-corrosive formula suitable for ferrous and non-ferrous metals.

Products



Product Type: Vinyl Butyral / Phenolic
Colour: Black
Finish: Satin
Pot Life: Indefinite

Induction Time:
Density: 0.947kg/L
Recommended DFT: 20-30 micron
Theoretical Coverage: 5.5m²/L @ 25 microns

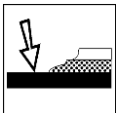
Properties



VOC: 730 g/L
Volume Solids: 13.41%
Recoat-ability: Self recoat: any time
 Topcoat: 2 hours minimum, overnight curing is preferred.

Dry Time @ 20°C: Dust free: 10 minutes
 Touch Dry: 10-15 minutes
 Hard Dry: 40 minutes

Substrates



Satin Etch Primer features excellent adhesion to all metals. The acid content in the primer promotes a chemical reaction with the metal surface, complementing the superior adhesion characteristics inherent with vinyl resins, ensuring optimum resistance to cracking, flaking or chipping. As an adhesion promoting primer for iron, steel, aluminium and some zinc coated steel, Satin Etch Primer is suitable under RALI one-pack and two-pack Paint Systems.

Surface Preparation

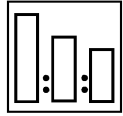


Ensure surfaces to be painted are clean, dry and free from all contamination and have been cleaned with RALI Wax & Grease Remover (refer data sheet). Abrade steel surfaces to clean white metal, if necessary treat all rust and corrosion with Rust Kill, (refer data sheet). Aluminium surfaces should be thoroughly cleaned abraded and chemically treated with Hydrafos (refer data sheet).

No warranty either expressed or implied is made by RALI in this document, which is a technical data information sheet. The description of the product and its properties is for the sole purpose of identifying the product and does not constitute a warranty that the product or its properties shall conform to that description, nor is the description of the product and its properties a warranty by RALI that the goods are suitable for a particular purpose. Do not apply paint if relative humidity is above 85% or temperature is within 3 deg C of Dew Point being the MPT or Minimum Paint Temperature.

Always use correct Personal Protective Equipment

Directions For Use



Mixing Ratio:

Thinning & Clean Up:

For conventional spraying a varying amount of thinning may be required depending on the individual set up. Thinning up to 50 - 100% with Etch Reducer will not affect the efficiency of the product. Light coats should be used as heavy coats can be detrimental to the adhesion.

Application Method:

Spray, brush or dip. Before dipping consult Resene Automotive and Performance Coatings Technical Department for suitability and specifications.

Note: Etch Primer is not designed to give long-term exterior protection and should be overcoated within two days.

Spray Equipment:



Compliant / Conventional suction and gravity feed guns.

Tip Size: 1.5 - 2.00 mm

Air pressure: 3-4 bar (45-60 psi)

Health & Safety



For detailed information refer to Safety Data Sheet (SDS). Avoid breathing vapour. Ensure adequate ventilation. Wear protective mask if working in confined spaces. Highly flammable - keep away from sparks and naked flames. If eyes become contaminated flush with water for fifteen minutes.

Transport & Storage



Sizes: 1L, 4L, 20L
Dangerous Goods: 3A
UN: 1263
Hazchem: 3[Y]E
Packing Group: II
Shipment name: PAINT Flammable
Flash point: 4°C

No warranty either expressed or implied is made by RALI in this document, which is a technical data information sheet. The description of the product and its properties is for the sole purpose of identifying the product and does not constitute a warranty that the product or its properties shall conform to that description, nor is the description of the product and its properties a warranty by RALI that the goods are suitable for a particular purpose. Do not apply paint if relative humidity is above 85% or temperature is within 3 deg C of Dew Point being the MPT or Minimum Paint Temperature.